

# skilleLECTRIC



Electrical Installation  
Skills Competition

## Guide for Training Providers **2023**



**SkilleLECTRIC** is open for entries between 27th February and 24th March. Here's a guide for training providers to help you identify, register and support your competitors during their SkilleLECTRIC journey.



## How to identify candidates to enter for the competition

- Read the [entry criteria](#) and ensure that the individual you have in mind meet the requirements.
- Is there someone who goes above and beyond what is expected of them?
- Don't enter someone who is unprepared or unwilling, as they will not enjoy the experience or get very much out of it.
- Take a look at the [Pre-Competition Activity](#) and use it as one of your lessons. You will gain a better understanding of who works well under pressure and manages their time well – these are all essential skills and [core competencies](#) that make a well-rounded competitor.
- Ask your class! Being under the spotlight is not natural to most people, but there will be some who are confident enough to give this a go.
- Being committed to the full competition cycle is key as it can last up to 10 months if they make it to the UK Final, which takes place in November. It is not simply one day away from their place of work or learning.

## Time Commitment

The time needed for each stage varies – take a look below to give you an idea of what time your candidates will need to commit as the competition progresses:

	Duration
Pre-Competition Activity	1 hour
Entry Stage	1 hour
<b>If candidate progresses to the National Qualifiers...</b>	
National Qualifier	1 day
<b>If candidate is selected for the UK final...</b>	
Technical and Mindset training	1 day
UK Final	5 days

This does not include training and preparation time for each stage of the competition. You would also need to factor in potential travel and overnight stays if required for the National Qualifier and UK Final.

Take a look at this [video](#) to see how taking part in the competition can increase their confidence and other benefits.

## How to register

The SkilleLECTRIC competition is open for entries between 27 February – 24 March 2023 – read the information on the SkilleLECTRIC website first – [www.skillelectric.org.uk/register](http://www.skillelectric.org.uk/register) - from there you will be linked to register on the WorldSkills UK website.

Places at the National Qualifying heats are capped and offered to the highest scoring competitors from the Entry Stage task.

When you register on behalf of a candidate on the WorldSkills UK website, make sure you have the following information to complete the process.

- **Competitor personal details** including email, phone number, DOB, address, parent email
- **Organisation details** – please enter the candidate’s employer details
- **‘Point of Contact’ details** – if you are registering on behalf of the candidate, this will be your own details to ensure you receive communication about the competition and can ensure the competitor has received and understood the same information
- **Preferred venue** – see venues list on the SkilleLECTRIC website, these will also be listed during the WorldSkills registration process
- **Training details** – such as are they an apprentice / what qualification they are studying, ULN (if known)

If you have any difficulties completing the registration, please contact WorldSkills UK on 0800 612 0742 or email [getintouch@worldskillsuk.org](mailto:getintouch@worldskillsuk.org)

On completion of the WorldSkills registration form, an email will be sent to the primary email address (this should be the competitor’s) asking for the T&Cs to be accepted. **Only once this has been done** is NET able to contact the competitor and provide them with competition relevant information. So please ensure you encourage / instruct the competitor to reply to this email and accept the T&Cs.

## How you can support your competitor

**There’s so much you can do to support your competitor throughout the competition cycle. In fact, your involvement plays a crucial role in the competitor’s overall experience.**

Here’s a summary of how to get involved to maximise the benefits for you, the competitor and their employer:

### EMPLOYER COMMUNICATION

Ensure the candidate’s employer is aware of the competition and the benefits it can bring. Point them to the various SkilleLECTRIC videos available online:












- [Overview of the competition and last year’s final](#)
- [Competitor benefits and information](#)
- [Employer benefits and information](#)

We find if the competitor has the full support of their employer it gives them more confidence and dedication to the competition.

## Key milestones during the competition cycle

Here what you can do to help during each stage of the competition and key deadlines to be aware of:

Important info / What you can do to help	By When
<b>Pre-Competition Activity</b>	
Use the PCA to replace a lesson plan and engage your learners. This shouldn't take more than a few hours to complete and uses standard equipment and tools you would have in the classroom.	Before or during the registration period 27 February – 24 March
Look at previous test pieces to see what standard is expected at the National Qualifier stage – look at the <a href="#">Resources page</a> of the SkilleLECTRIC website.	
Use the <a href="#">Talent Spotting checklist</a> as a self-reflection task then compare this answer to your judgement.	
<b>Registration Period</b>	
If you have used the Pre-Competition Activity you should be confident in your selection of competitor(s) and their ability. Be prepared to register your competitors as soon as the registration period is open by having the data required to hand. Also by registering early they have more time to prepare for the Entry Stage. Once you have submitted the registration, competitors will be sent and need to complete a webform of additional required information from WorldSkills UK, so <b>please make sure they do this in order to complete their registration.</b>	27 February – 24 March
<b>Entry Stage</b>	
This is an app-based task and competitors will receive a one-time only log in. <a href="#">More information on the Entry Stage.</a> <b>Ensure competitors are aware and ready to complete the task over these two days. This is a strict two-day window that cannot be moved.</b>	27-28 March
On this date NET will communicate with competitors and their registered contacts to advise if they have been offered a place at a national qualifying heat. <b>Tell the competitor to look out for this email and check junk / spam if not received.</b>	29 March
The competitor needs to confirm their place by this date or this offer will be retracted. <b>Check your competitor has responded to NET's email by the deadline. If they do not reply by 5pm they will lose their place in the heats.</b>	31 March

Important info / What you can do to help	By When
<b>National Qualifying Heats</b>	
<p>Tips for preparing for the heat stages. This can start from 31 March onwards in preparation for the first heat starting on 24 April:</p>	24 April – 29 June
<ul style="list-style-type: none"> <li>• <i>Practice old test pieces</i> </li> </ul>	
<ul style="list-style-type: none"> <li>• <i>Go over skills where they lack confidence</i> </li> </ul>	
<ul style="list-style-type: none"> <li>• <i>Use the <b>Training to Succeed Manual</b></i> </li> </ul>	
<ul style="list-style-type: none"> <li>• <i>Filming their work helps them to self-reflect and improve how they approach a task</i> </li> </ul>	
<ul style="list-style-type: none"> <li>• <i>Ask / support them to write a plan of how they will prepare for the competition</i> </li> </ul>	
<ul style="list-style-type: none"> <li>• <i>Time them on certain tasks – do they take too long/ spend enough time on it?</i> </li> </ul>	
<ul style="list-style-type: none"> <li>• <i>Get them into the habit of checking their work to spot any mistakes that could cost them marks</i> </li> </ul>	
<ul style="list-style-type: none"> <li>• <i>Ask: have they read the documents NET sends to them, do they understand them?</i> </li> </ul>	
<ul style="list-style-type: none"> <li>• <i>Do they know what they need to bring to the competition? Do they have a plan B if something doesn't work e.g. a blunt pencil?</i> </li> </ul>	
<ul style="list-style-type: none"> <li>• <i>Make appropriate travel plans and be on time</i> </li> </ul>	
<ul style="list-style-type: none"> <li>• <i>Have questions for the briefing session if you need clarity on anything from the task information, or submit a question beforehand to NET.</i> </li> </ul>	
<b>UK Final</b>	
<p>The top scoring competitors from all the UK heats combined will be invited to take part in the UK Final which takes place in November. The finalists will be announced by WorldSkills UK in July.</p> <p>If your competitor reaches the final, we'll provide further guidance to help you support them in the run-up to the event.</p>	July – November